

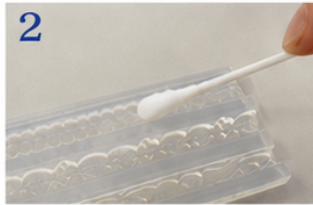
1



Fill this mold with Art Clay Silver (silver clay) and press to shape it.

It is a soft, rubbery type silicone mold.

2



First, apply a thin layer of oil (cooking oil) to the inside of the mold. This makes it easier to remove the silver clay.

Use cotton swabs, etc., and apply only a light coating—just enough so the clay won't stick.


3



Insert the silver clay into the ring mold so that it is easy to shape, and gently elongate it.

Use about 7–10 g of silver clay.


4



Press it into the mold. Because it is transparent, you can see from the back to check if the clay has filled in all the details.

Press in the clay so that it reaches every part of the mold. Be sure to fill it completely.


5



Use a spatula (here, a "Batchula") to cut off the excess silver clay. Be careful not to let the clay dry out. Work quickly while keeping it slightly moist.

Cut off the surface cleanly so that the inside of the ring is smooth.


6



Remove the shaped silver clay from the mold, and gently push from the inside of the ring to remove the clay.

This will make it easier to roll the clay strip around the wooden mandrel.

7



Wrap the clay strip around the wooden mandrel with release paper.

Check the size by sliding it on and off the mandrel, and finalize it at about size 4.

8



Apply a little water to the joint of the silver clay and smooth it to secure.

Remove any excess silver clay with a cutter or similar tool.

9



Once completely dried, sand and polish the surface with a sponge abrasive (#320–#600) to make it smooth. Use the finer side to refine the details.

Do not forcefully sand or divide the piece. Handle it gently.

10



Fire the piece in a gas or electric furnace. The final step is "finishing." Polish the entire stainless brush surface, then shine it further with a polishing compound for a brilliant finish.

For firing, please refer to the "Gas Firing for Art Clay Silver Attached to Stainless Steel Mesh" instructions that come with the gas furnace for Art Clay Silver.